



## *The Principal's Weekly Newsletter*

Mr Deryck M. Wilson

Friday 10th April 2020

Dear Children and Parents,

This week's newsletter again contains so many lovely contributions. The variation is quite amazing. If you are one of our regular readers please share the newsletter with other parents and friends who might not have caught on to how uplifting it is. I know that it gives me a tremendous boost at the end of the week.

One of the things that I miss most about not being in school is Friday assembly. It is a time when we celebrate achievement, enjoy a story, hear what the children have to say and, yes, it is a time when we can laugh together. Of course this year there is no Mr Thompson but, I have to say, assemblies continue to be something to which we all look forward. However as a special end of term surprise you will find Mr Thompson telling the story of the "Tortoise and the Hare" in his own special way if you follow the link below.

To view and download Mr Thompson's ["Tortoise and the Hare"](#) please click [here](#).

### **Year 7 French Comics**

Albert Uderzo, the co-creator of the famous French comics 'Asterix and Obelix', died on the 24<sup>th</sup> of March 2020. As a tribute to his work, Year 7 have been creating their own comic strips this week, some of which I have included below for your enjoyment. I'm sure you'll agree that they've done a fantastic job! **Mrs Charlotte Kerhomen**



Giulia Year 7B





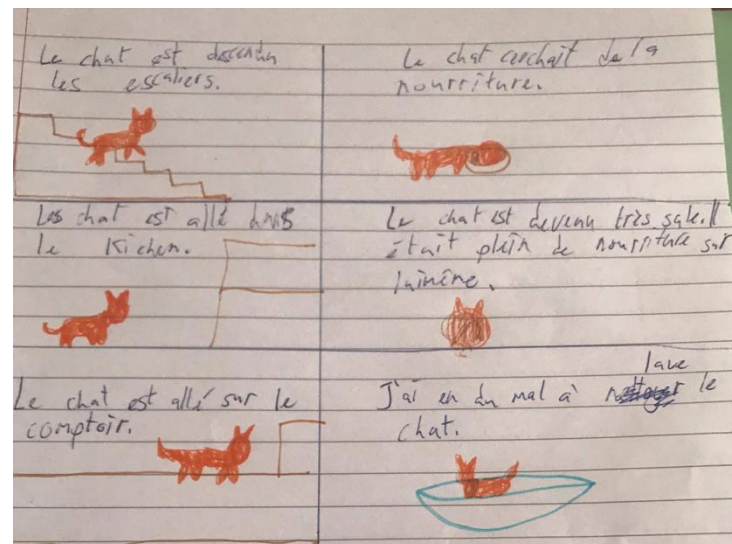
Arienne Year 7B




Maeva Year 7B



Lorenzo Year 7B



Georgia Year 75



Blandy Year 75



## One Man Two Governors



## English and Drama Live Theatre Review Joint Project

English and Drama students have seized an opportunity to experience high quality theatre productions from Drama Online.

Working to develop their skills in review writing, performance analysis and theatre design, Key Stage 3 and 4 have relished the project so far!

### One Man Two Governors

Takes its performance genre from the Italian improvisation style Commedia Dell'Arte Year 9 have enjoyed the comedic style and heightened actions of the characters

## Peter Pan



## Treasure Island

### Treasure Island

Robert Louis Stevenson's classic adventure of mutiny, money and murder is brought to life on the Olivier stage in a thrilling new adaptation by Bryony Lavery and directed by Polly Findlay.

"The play "One man Two



Governors” is the best production I’ve ever seen, it’s really funny and it includes everyone, even the audience. This piece of theatre is inspired by Commedia Dell’Arte, which was an Italian comedy tradition that was popular in the Renaissance period.

**Ginevra Hanna Year 10**

“Treasure Island was filmed in 1950 in England by Bryony Lavery. This is a very dramatic play which, after you see it, will seem like a real treasure! The acting was very realistic and very well-done and, honestly, I liked every part of it, especially the plot, because it kept me absorbed and interested in what was happening between the characters.”

**Daniele Iannazzi Year 8**

Peter pan is a whirlwind of entertainment – I particularly like the atmosphere created on stage during the fight scenes using low flashing lights, the choreography was well timed with fast-paced movement and exciting!

**Lorenzo Ramponi Year 7**

**Special thanks to Ms McDonald, Mr Eley and Ms Bothwick from the students**

## History in Year 8

Year 8 History students had the task of creating story boards entitled 'From the Battlefield to the Block' outlining the key events which led to Charles I's trial and execution. Attached is Letizia's work.

<p><i>Naseby defeat</i></p>  <p>Charles and the Royalists are defeated at the Battle of Naseby. One of the first major battles fought by the New Model Army. Royalist troops were outnumbered nearly 2:1.</p>	<p><i>Surrender?</i></p>  <p>Charles surrenders after losing the last Royalist strongholds, having surrendered to the Scots in May 1646 after defeat in the Civil War.</p>	<p><i>Carisbrooke Castle</i></p>  <p>Charles I arrived at Carisbrooke Castle on the Isle of Wight in November 1647, after escaping from Hampton Court Palace in Surrey. He had been held under house arrest for 18 months, most recently at the palace.</p>
<p><i>Scots</i></p>  <p>Charles secretly persuades the Scots to invade England.</p>	<p><i>Defeat</i></p>  <p>Battle of Dunbar, (September 3, 1650), decisive engagement in the English Civil Wars, the Royalists are easily defeated.</p>	<p><i>Trial for treason</i></p>  <p>The Trial of King Charles I. On 1 January 1649, the Rump Parliament passed an ordinance for the trial of King Charles I. He was charged with subverting the fundamental laws and liberties of the nation and with maliciously making war on the parliament and people of England.</p>



Year 8 also participated in a lively online historical debate about whether the verdict at the trial of King Charles I was justified. It was great to hear different interpretations and to see the students support their views with evidence. **Ms Aasha Chauhan**



*Sophie Year 8*

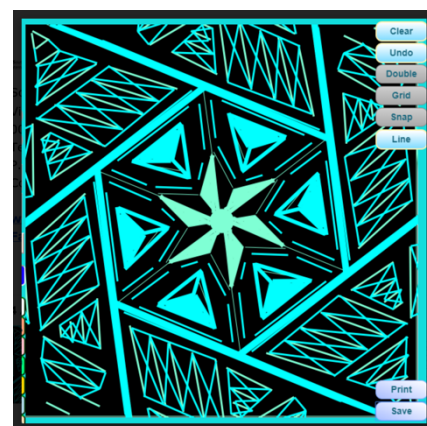


*Daniele Year 8*

### ***Year 7 mathematical art with symmetry!***

Inspired by a research activity into the mathematical artwork of M.C. Escher, 7S worked with a digital drawing tool to create their own designs with rotational and/or reflection symmetry. Miss Watson and I were really impressed with the effort and quality of work from all of our students. The pupils then used comparative judgement with rounds of voting to decide on a final three and then an overall winner. Congratulations to Diego Teubal, whose design was voted in 1st place! Diego explained to us how he constructed his design using rotational symmetry of order 6.

Here are some interesting facts our students found out about Escher: Although his art was heavily influenced by symmetry and tessellation, he was self-taught and had no formal mathematical training. Cosmologists now think that our universe might be "Escher" shaped based on some of his work!

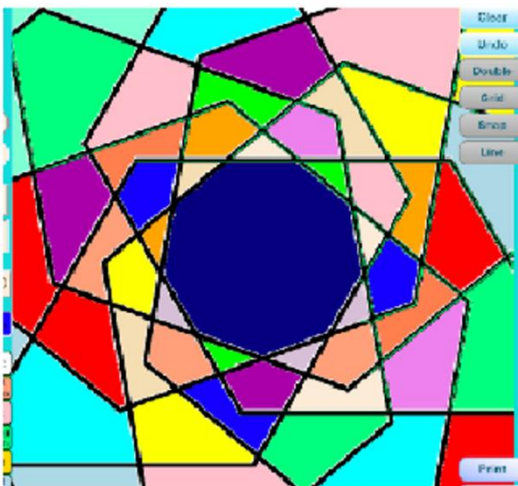


*1st Prize Diego Teubal*

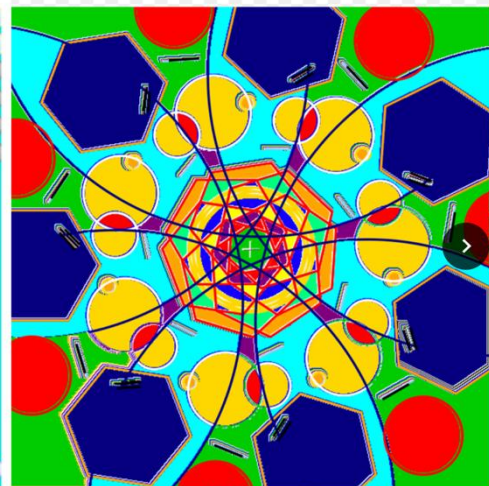
After several rounds of voting, here are the final three...



*Diego*



*Indira*



*Giampaolo*





*Selection of student's work*

**Mr Strang**  
**Head of KS3 Maths**

### **Maths puzzles of the month - Easter 2020**

There are 3 Maths puzzles with increasing levels of challenge for the latest puzzle of the month competition. The full versions of the puzzles have been emailed to all students in the Senior School.

If you would like to give the puzzle a try [please click here to view and download](#)

Students are welcome to attempt any of the puzzles but a rough indication of the mathematical complexity involved is given by the Year group descriptions.

As always, **prizes are up for grabs** for the best solutions supported by workings or explanations and I encourage students to submit their work for consideration even if they don't get all the way to the end of a puzzle.

Puzzle 1 - Egyptian fractions - mainly aimed at Years 7-8

Puzzle 2 - Hungry Hearts - mainly aimed at Years 9-10

Puzzle 3 - Square thinking - mainly aimed at Years 11+

Please send solutions to Mr Strang via email or shared doc before the deadline of end of the school day on Friday 24 April: [graeme.strang@southlands.it](mailto:graeme.strang@southlands.it)

Hope you enjoy some deep mathematical thinking on these challenges and happy holidays everyone!

**Southlands Maths Teachers**

## The language challenge

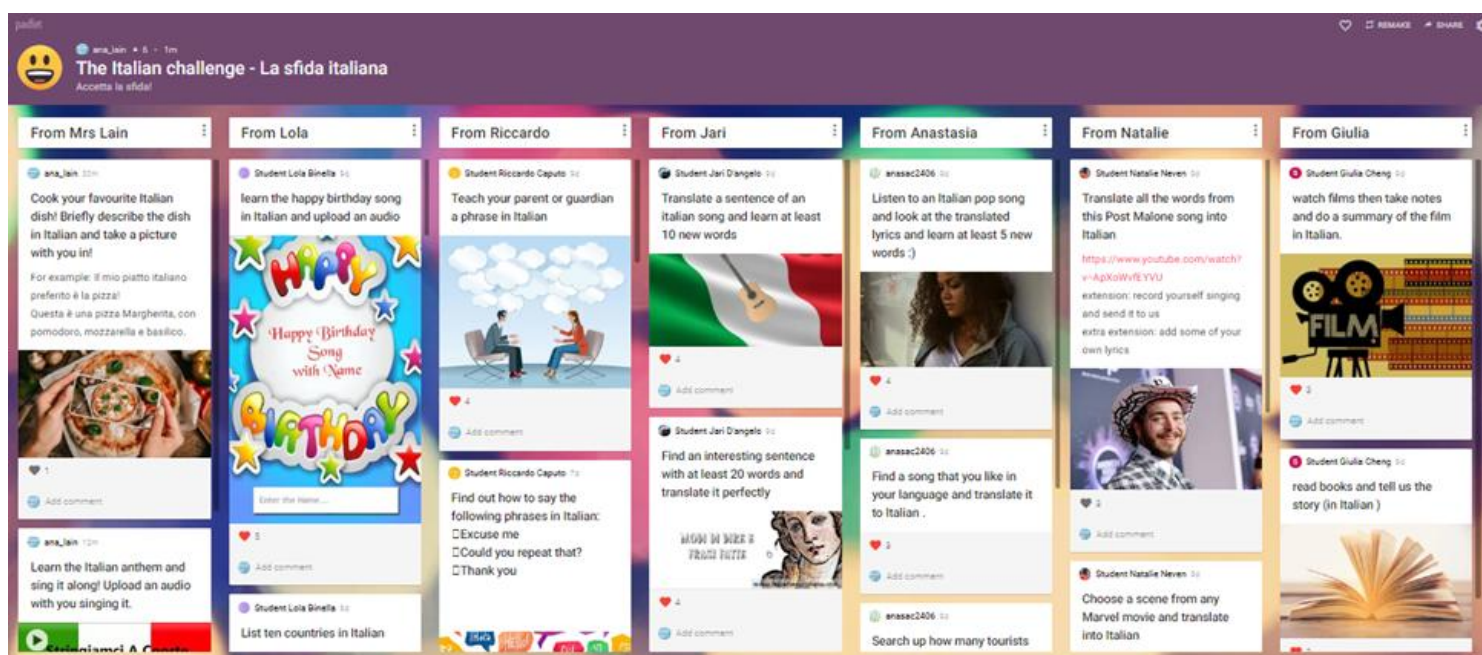
Y9 students of International Italian have created a set of language challenges for each other for the Easter break.

The task is a linguistic and cultural exercise which involves researching, cooking, singing, teaching, translating, creating, watching, reading, listening... in Italian!

Each student will pick one challenge from each classmate (and me) to complete seven challenges during the holidays. All evidence will be uploaded to padlet.

Below is Hyon Dok's padlet. To make it fair, his challenges have been written in English but he will be producing a lot of Italian!


Happy Easter Challenge! Buona Sfida di Pasqua! **Mrs Ana Lain**



## Nursery D Dolphins

We would like to thank all the dolphins and their parents for the great work you are doing. This week the children did a lot of art work, here a few examples. **Mrs Shirley and Mrs Tina**

[To view all the wonderful art work, please click here](#)





### Nursery F Fish


It's Easter! And we've been drawing patterns on Easter eggs. We read the story of an Easter egg hunt and we've sung and danced to Easter songs.

Nursery F is doing so well that they've earned a special certificate.

Well done Nursery F !

**Mrs Luisa Jane and Mrs Sara**

[To view all the wonderful art work, please click here](#)



Paula

### Reception Lions Easter Crafts

In the run up to Easter the Reception Lions have been very busy with Easter crafts and here are some examples.

In the meantime the lions have also been working hard with Maths and Literacy and here we can see Aurora and Niccoló have done great number work and Tommaso has been practicing his letter formation skills.

We hope you all have a peaceful and safe Easter.

[To continue reading, please click here...](#)

**Mrs Lisa & Mrs Michela**


### Rosy Year 1W

Rosy from the Woodpecker's class is hard at work on Google Meet with Mrs Wilson. They were discussing what different animals ate and whether they were herbivore, carnivore or omnivore! Mrs Wilson had her dog "Ike" and Rosy brought an elephant to the lesson. Other children brought a penguin, flamingo, leopard, dog, panda and a whale.

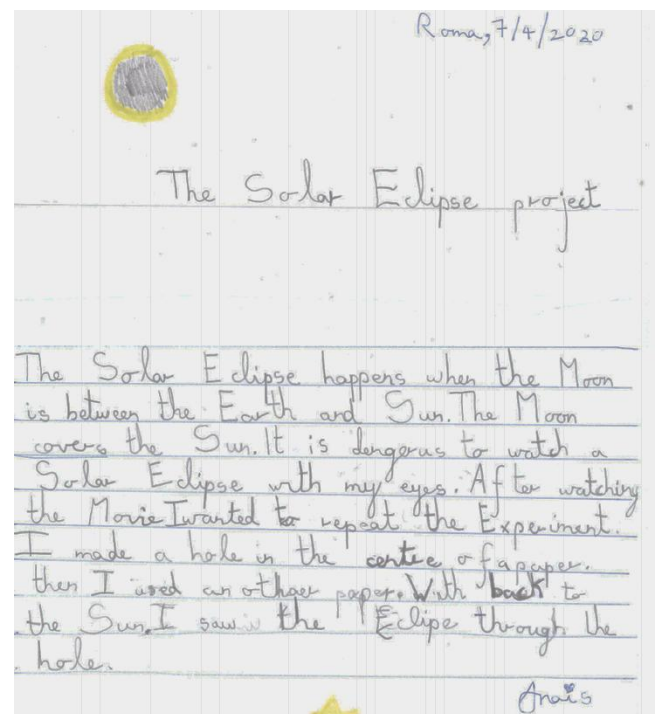





In **Jaguars 2J**, the children have been observing and thinking deeply about predictable patterns made by the sun, moon and stars as part of our unit on The Solar System.



**Anais Hapi Nguetsop 2J** has been busy following her own passion, learning about The Milky Way which our Solar System is part of. She has also been keen to explore the phenomena of the solar eclipse.



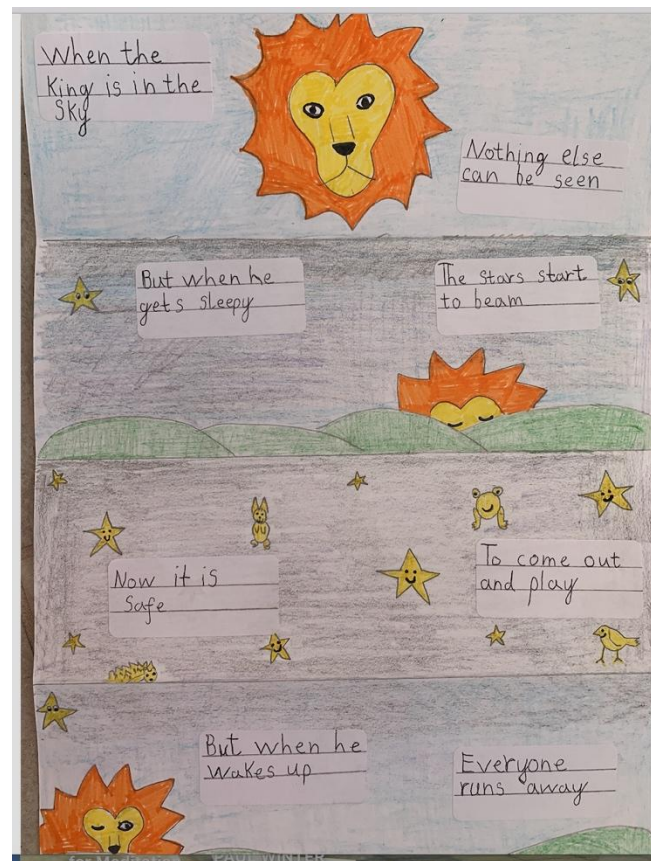
**Sofia Bellini 2J** has been working really hard and stretched her thinking to learn about the phases of the moon.



**Ayesha Jalal 2J** enjoyed exploring the predictable patterns made by the stars in their constellations in the night sky.



**Sienna Santon Sanderson 2J** created her metaphorical idea for her poem to describe day, night and the stars after analysing the poem, Night and Stars, by Stanley Cooke.



**Melissa Roshel Silva 2J** produced her artwork, responding to Eric Carle's wonderful book 'Papa Please Get the Moon for Me' following Ms Antonella's art lesson.



**Niccolo Tavolini 2J** examined why the number of stars we can see in the night sky



changes as we journey from the city to the countryside.

The children have been observing the night sky, recording the moon phases and the number of visible stars, using landmarks.

**My Star chart**

	Day 1	Day 2	Day 3	Day 4	Day 5	Day 6	Day 7	Day 8	Day 9	Day 10
bedroom window (North)	9									
Kitchen window (South East)	0 cloudy									
bathroom window (South)	3									
Sky light window	4									
Garden	32									

Sienna Santon Sanderson 2J






































Sienna Santon Sanderson 2J

**My Moon Diary**

Time at which Moon is checked each night: 8.15 pm      Month of diary commencement: march

Shade the circle so that the section of the Moon that is illuminated remains. Draw clouds over it if you can't see it!

 Date: 30.3.20	 Date: 31.3.20	 Date: 1.4.20	 Date: 2.4.20	 Date: 3.4.20	 Date: 4.4.20	 Date: 5.4.20
 Date: 6.4.20	 Date: 7.4.20	 Date: _____	 Date: _____	 Date: _____	 Date: _____	 Date: _____
 Date: _____	 Date: _____	 Date: _____	 Date: _____	 Date: _____	 Date: _____	 Date: _____
 Date: _____	 Date: _____	 Date: _____	 Date: _____	 Date: _____	 Date: _____	 Date: _____
 Date: _____	 Date: _____	 Date: _____	 Date: _____	 Date: _____	 Date: _____	 Date: _____

Thank you to all the children in Jaguars for their hard work this half term.

**Ms Gemma Jordan**

### **A Poem About Spring by Lara Ciferri 3S**

The daffodils are yellow as a lemon,  
like the inside of the flowers  
and they open like the big, yellow sun.


**Well done Lara! Ms Speirs**



### **Marta Year 4B**

'It is times like this when we need to treat ourselves and Marta has done exactly that with her tasty number biscuits! We have recently been learning about different written methods to solve multiplication problems, one of the methods is being perfectly demonstrated by Marta here!

**Mr. Barker'**



### **LET'S KEEP ACTIVE!**

Children from all classes have been keeping fit following the online PE lessons.

I am very proud of you all. I wish you and your families a Happy Easter!

**Mrs Delle Fratte**

Fig. 1 Elisa (1W) and Lucas Pelayo (3S) doing the obstacle course.

Fig. 2 Giulia Hough (1G) doing Yoga.

Fig. 3 Miriam Iannazzi (4A) doing the broomstick exercises.

Fig. 4 Francesco Tripi (1W) dancing.



**Figure 2**



**Figure 1**



**Figure 4**





Figure 3


### Logo Competition - winners to be announced after the holiday

This Easter, why not try and take one of your favourite logos and see if you can design a new logo that incorporates a message to help combat Coronavirus around the world.

Here are some examples for you to look at:



Starbucks chose to add a mask to its famous logo



And the Olympic Games chose to do 'parate the M the same with their famous rings 'tancing

Can you make a better one? Why not have a go and share your work with me this holiday!

Winner will be announced in the first week back and will be displayed on our social media pages for the world to see.

Have a lovely Easter everyone, **Mr Richard Hough**



## EAL PITSTOP

### Answer to last week's quiz:

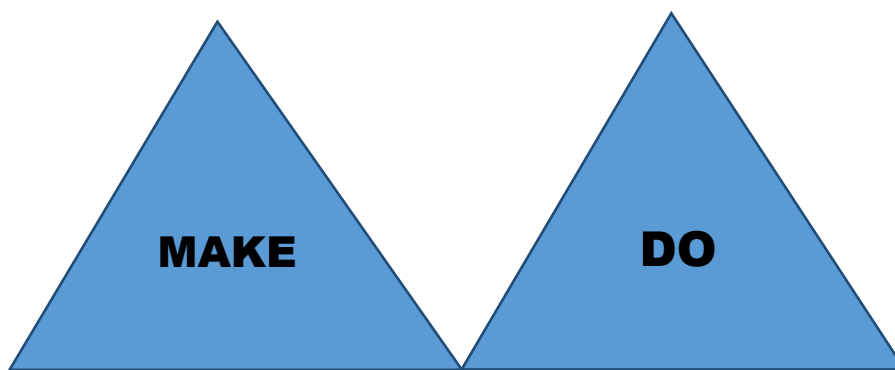
NOUNS homework/homepage /hometown/homecoming /housework  
/housewife/houseplant/house-warming

### ADJECTIVES

home-made /homesick /homeless /home-grown/house-proud/housebound

### Either match the following words to the make or do pyramid.

work - a decision - a demand - business - a job - an exception - good - a complaint - a choice - a change - the shopping - the laundry - an effort - a mess - someone a favour - your best - fun of someone - your homework - exercises - arrangements - the bed - someone harm - a difference - the ironing - a journey - the housework - the washing up - research - a fortune - a fool of yourself - someone a favour



### Working and studying from home

Where the opportunity to work from home in your PJs might have once seemed like a treat, the rapid shift to working from home — if that is even an option for you — is challenging.

The combination of long hours on a laptop on the kitchen table can be both physically and psychologically stressful over a long period.

Here are some tips that may help you make your home workspace healthier, keeping in mind it may not be possible to set up the ideal workstation in the current crisis.

#### Sitting vs standing

Some people prefer to sit, others prefer to stand. It is important to MOVE. Both sitting and standing for long periods of time is problematic, you should **alternate between sitting and standing**.

In either position there are some basic rules to try to follow:







The diagram shows the correct sitting posture (except the shoes)

You should maintain a **symmetrical body position** — do not cross your legs, or lean over or twist your body

- Your **arms should be above the desk**. A good way of checking this is making sure your arms are flat on the surface when your elbows are 90 degrees and tucked into your side
- Your **screen/keyboard/work surface should be directly in front of you**
- If you use two screens they should be at a similar height and side by side to avoid too much twisting
- Your **eyes should be level with the top** — or just below the top — of your screen
- Your **screen should be about an arm's length** away from you
- Your **hips should be flexed between 90 to 110 degrees** if you are sitting
- You should have **support in the lower part of your back** if you are sitting to help prevent fatigue
- Your **feet should be flat on the floor** (or resting on a footrest to keep your hips bent in the right position).

Not surprisingly, it is impossible to achieve this position with just a laptop.

"Because they're a smaller screen that is fixed to the keyboard it forces you into a flexed position so your head and back are bent or flexed.

### Workstation tips:

An average kitchen chair is not appropriate. They are often too low for most people; it may be useful to put pillow on the seat so to help with the height or choose a higher chair but not a stool.

Create your own "footstool", use some books or a shoe box to fill in the gap between your feet and the floor.

Use a rolled-up towel to put behind your back for back support.

Use head phoned or ear sets, it will allow you to walk around and block out noises in the background.

### Take regular breaks

When we work from home we become a lot more sedentary.

We need to **put triggers in place** to remind us to move and break up the day.

This is important for everyone, but particularly if you are working at a far-from-ideal workstation.

Staring at a screen for long periods of time can also irritate your eyes so it is recommended that you:

- **Look at something in the distance** every 20 minutes or so
- Remind yourself to **blink regularly**.

Where to set up your workstation

If you have a choice of where to set up, **lighting** is important.

Preferably you need to orientate yourself so that you don't get too much light on the screen, particularly if it is a laptop which can be harder to see.

"Don't have direct light on your screen but have light coming in over your shoulder, have an overhead light, or use a task light or desk lamp."

Setting boundaries between work and home

Finally, **THE most important aspect of working from home is to set boundaries.**

Working from home also means we can end up working much longer days.

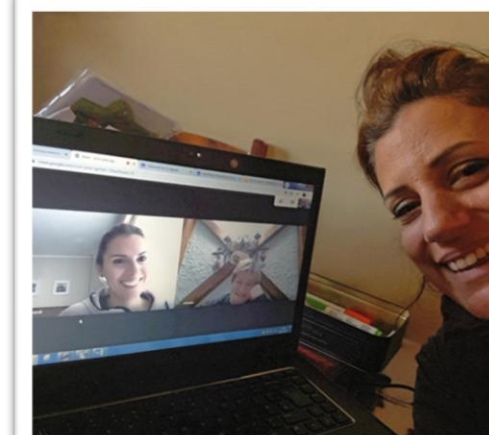

**Setting up a designated space** can signal when you are and aren't working.

While some people may be fortunate enough to have an office, others will be negotiating space in shared rooms.

**Nurse Diana & Nurse Lanny**

### ***Adult English Courses online***

The Adult English courses have taken off to a great start, parents are following their course timetable online with great success. If you are interested in taking part, please contact the school office.



### ***Listening Centre via Skype***

It is with great pleasure that we would like to inform you that our Listening Centre will continue during school closure. We would like to offer all students and parents the possibility to book a Skype session with the school's psychologist, Dr Anfuso.

The sessions are free of charge and it is possible to book your slot by visiting <https://www.schoolbookings.net/> and using the event code: **sswz5**.

**The 20 minutes sessions will be held every Thursday from 9:00 to 10:00. Please note that the Skype Address for the session will be provided once your slot has been booked.**

**If you wish to use this service, please contact the School Office and we will follow up with further details.**

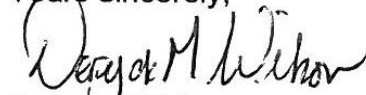
### ***Dates for your Diary***

Easter Break Holiday

Friday 10<sup>th</sup> April – Friday 17<sup>th</sup> April

### ***Every good wish***

Yours sincerely,

  
Deryck M Wilson  
Principal